

Our Lady's Catholic Primary School



Termly Curriculum Information for Parents - Year 6

What your child will be learning about this autumn term and how you can help at home

English

Writing:

This term, Year 6 will be studying a range of high quality texts and genres. The children will be reading the following key texts: *Skellig* by David Almond, the biographies of Nelson Mandela and Barack Obama and *Mouse, Bird, Snake, Wolf* by David Almond. These high quality texts will be used to model writing, inspire the children's own writing and extend skills in vocabulary, grammar, punctuation (including using colons, semi-colons, dashes and hyphens) and spelling. We will be continuing to encourage the children to write for a purpose, e.g. biographies, descriptions, stories, diary entries and newspaper reports.

Grammar:

The children will continue to learn how to link ideas across paragraphs using a wider range of **cohesive devices**: repetition of a **word** or phrase, grammatical connections [e.g. the use of **adverbials** such as *on the other hand*, *in contrast*, or *as a consequence*], and **ellipsis**. They will also learn to use the semi-colon, colon and dash to mark the boundary between independent **clauses** [for example, *It's raining; I'm fed up*] and to use the colon to introduce a list and use of semi-colons within lists.

Reading:

In daily Reading Practice lessons, the children will be developing their reading fluency, comprehension skills and ability to read with expression.





How you can help:

Encourage your child to read a range of texts, including a variety of newspapers and magazines, fiction and non-fiction books written by different authors. Discuss the features of each, for example, the layout, grammatical features, tenses used and the kind of audience the writing is aimed at. Help your child to learn their spellings each week.

Please sign your initials in your child's Reading Record each week, to show they are reading at home.

Visit the BBC Bitesize website - at the following web address - and work through the activities with your child:

<https://www.bbc.co.uk/bitesize/topics/zs44jxs>



Maths

This term, Year 6 will be learning the following:

Number: Place Value

To read, write, order and compare numbers up to 10 000 000 and determine the value of each digit; round any whole number to a required degree of accuracy; use negative numbers in context, and calculate intervals across zero; and solve number and practical problems that involve all of the above.

Number: Addition, Subtraction, Multiplication and Division

Solving addition and subtraction multi-step problems; multiplying multi-digit numbers up to 4 digits by a two-digit whole number using the long multiplication method; dividing numbers up to 4 digits by a two-digit whole number using the long division method; identifying common factors and multiples and prime numbers; and solving problems involving multiplication and division

Number: Fractions

Solving multi-step problems involving fractions, using formal calculation strategies for the four operations; relating fractions to multiplication and division (e.g. $3 \div 6 = \frac{1}{2}$ or $3 = 6 \times \frac{1}{2}$); expressing a quotient as a fraction or decimal (e.g. $27 \div 2 = 13.5$ or $13\frac{1}{2}$); finding fractions and percentages of quantities; and adding, subtracting, multiplying and dividing fractions; and multiplying and divide numbers by 10, 100 and 1000

Measurement: Converting units

Using, reading, writing and converting measurements of length, mass, volume and time from a smaller unit of measure to a larger unit, and vice versa; converting between miles and kilometres

How you can help: It is important that your child can explain their methods and why they were successful, using mathematical language. Ask your child to explain how they worked through a problem. Encourage your child to visit this website <https://nrich.maths.org/14580> for a range of problem solving activities and games.

Science

Living things and their habitats

This term, Year 6 will be learning to describe and explain how and why scientists classify living organisms, including plants. The children will be learning to explore the classification of animals and to recognise the main groups of vertebrates and invertebrates. Year 6 will also be learning to classify micro-organisms and to investigate the growth of micro-organisms.

Evolution & inheritance

This term, Year 6 will be learning to ask relevant questions about evolution and to recognise that fossils provide evidence of evolution. The children will be learning to identify that living things produce offspring that are of the same kind but are not identical. Year 6 will also be learning to research how plants are adapted to their environment and to identify how animals are adapted to enable them to survive

Visit <https://www.bbc.co.uk/bitesize/subjects/z2pfb9q> for a selection of science videos.

Music


Year 6 will be singing songs in minor keys with more complex harmonies, including Christmas songs. They will also be listening to a range of live music, performed by visiting musicians, and learning about / listening to recorded soul music. Music will be on a **Wednesday**.

Computing

Creating media: webpage creation

Year 6 will be learning to review an existing website and consider its structure. The children will be learning to plan the features of a web page and to consider the ownership and use of images (copyright). Year 6 will be learning to recognise the need to preview pages and to outline the need for a navigation path. The children will also be learning to recognise the implications of linking to content owned by other people.

How you can help: Have a conversation with your child about being safe online. For some informative and age appropriate videos to start conversations, visit the following website address: https://www.thinkuknow.co.uk/8_10/



History

The impact of World War Two on London

This term, Year 6 will be learning the time and place of World War Two. The children will be learning to explain the impact of the Blitz on London during World War Two and the impact of evacuation. Year 6 will also be learning to explain the impact of World War Two on daily life in London and to understand how the British government and public managed shortages during World War Two.

Geography

Restless Earth / Drinking Water / Local Weather

This term, Year 6 will be learning to understand how volcanoes erupt and how landscapes are created. The children will be learning why clean water is so important and how to conserve water. Year 6 will also be learning how the climate varies between places and how pollution is affecting the climate.

Religious Education

Religious Education: Creation and Covenant/Prophecy and Promise

In the Autumn Term the children will learn about the second Creation story. They will learn about the Church's teachings on the purpose of this story as well as scientific accounts, referencing Laudato Si' and 'stewardship'. They will learn about the Christian belief of 'original sin' and how this links in with the Sacrament of Baptism. Children will reflect on how Christians believe that in Jesus a new covenant is made and through Him, our relationship with God can be restored, making links with John and the Nicene Creed. They will also look at the work of Christian scientists who have contributed to the scientific understanding of the beginnings of the universe. In the second half of the term, the children will learn about important women in the Bible such as Miriam, Deborah, Esther, Sarah, Hannah and of course Mary. They will learn that the Catholic Church teaches that these women were important and were some of the main figures in God's plan to save people from death (salvation history). They will reflect that Catholic's believe that Mary is the fulfilment of those Old Testament promises and became the 'Mother of God' by her 'Yes' to God's plan.

Things to do at home... You could read Genesis 2:5-10, 15-23, 3:1-7,9-13, 17-19 John 1:1-5, 16-18 The Nicene Creed; Genesis 18:1-15; 21:1-7: (Sarah); Exodus 1:8-22; 2:1-10: (Miriam); Judges 4:4-11; 5:7-15: (Deborah). Write your thoughts and feelings on how a Christian can know that the theory of Evolution is factually true, but also believe in God's creative power. Write a biography, story or paint a portrait inspired by one of the biblical women you have learnt about. Think about Mary's role as the mother of Jesus and paint a portrait of her as you see her.

Art and design

Drawing (Key Skills and Techniques)

This term, Year 6 will be learning to draw pictorial maps and to create a town-scape collage. The children will also be learning to draw people in action. Year 6 will be learning to explore texture in natural forms and to create an image featuring contrasting patterns and shapes.

Painting (Still Life)

This term, Year 6 will be learning about still life paintings and they will learn to create a still life composition. The children will be learning to explore colour and tone in painting, exploring the effects of colour, and they will learn to arrange and draw a still life composition.

Design Technology

Structures (Building Bridges)

Year 6 will be exploring the structure of bridges and building a prototype bridge based on a brief, in their unit of work about structures.

Food Technology

Cheesy Leek Parcels

Year 6 will be learning about the basic principles of a healthy and varied diet and preparing **Cheesy Leek Parcels**.

PSHCE

This term, Year 6 will be learning to explain some of the health benefits of being active. The children will also be learning about the risks associated with using different drugs and about assessing the level of risk in different situations involving drug use. Year 6 will also learn about ways to manage risk in situations involving drug use. The children will be learning to understand the difference between a small every day feeling and a big feeling and to understand how parliamentary debate takes place in the House of Commons.

How you can help: Talk to your child about their feelings and who they can talk to at school if they have a worry.

Spanish

The children will be studying the following topics in this term's Spanish lessons, led by our specialist Spanish teacher on

Mondays: greetings; feelings; singular and plural; numbers 1-50; maths; colours; Halloween; days of the week; months of the year; seasons; sports; hobbies and Christmas. The children will also be playing games and singing songs in Spanish.

PE

This term, Year 6 will have PE **Friday** morning. They need to come to school dressed in their PE kits **every Friday**. Year 6 will be developing their ball skills, co-ordination and footwork by playing invasion games, such as football, hockey and tag rugby.

How can I help at home?

Make it clear that you value homework – set aside a specific time and area for your child to work on their homework. Your child will receive homework **everyday** and must be handed in the **following day**. Help them to be organised with their time so that their homework is handed in on time.

Encourage your child to **read a variety of texts**, not just books from school.

Listen to your child read and ask them questions about the text to help increase their **understanding**. Discuss what happened in the story; would you make the same choices as the characters? Why? Why not? Encourage your child to support their opinion with evidence from the text.

Please sign your initials in your child's Reading Record everyday.

Encourage them to do every **day mathematics**, such as telling the time, using bus / train timetables or working out the total / change in a shop.

Spend time reviewing their **times tables** with them each day.

Help your child to be organised:

- ◇ Have you got your **book bag**? Needs to be in school **every day**.
- ◇ Are **ALL** your reading books inside it?
- ◇ Have you completed your **homework**? Homework in Year 6 should be handed in every day.

