



Our Lady's Catholic Primary School

Termly Curriculum Information for Parents - Year 3

What your child will be learning about this autumn term and how you can help at home

English

Writing:

This term, Year 3 will be studying a range of high quality narrative texts, including the exciting fiction writing of Jon Scieszka and Ann Cameron. The children will be reading the following texts: *The Frog Prince Continued* by Jon Scieszka, *Grace and Family* by Mary Hoffman and Caroline Birch, *Hot Like Fire* by Valerie Bloom and *The Julian Stories* by Ann Cameron. These high quality texts will be used to model writing, inspire the children's own writing and extend skills in vocabulary, grammar, punctuation (including inverted commas to punctuate direct speech) and spelling. We will be continuing to encourage the children to write for a purpose, e.g. descriptions, diary entries, poetry, stories and retells.

Grammar:

The children will learn how to use the following grammatical features in their writing: how to use prefixes, such as *super-*, *anti-*, and *-auto*; and how to express time, place and cause using conjunctions (e.g. *when*), adverbs (e.g. *then*, *next*), or prepositions (e.g. *before*, *after*). They will also extend their range of sentences with **more than one clause** by using a wider range of conjunctions (e.g. *when*, *if*, *because*, *although*).

Reading:


In daily Destination Reader lessons, the children will be developing their reading fluency, comprehension skills and ability to read with expression.

How you can help:

Encourage your child to read a variety of literature, including magazines and newspapers, letters, diary entries, poetry and fiction / non-fiction books written by different authors. Help your child to learn their spellings each week. Listen to your child read on a regular basis, asking them questions to make sure they have understood what they have been reading.

Please sign your initials in your child's Reading Record each week, to show they are reading at home.

Visit the **BBC Bitesize** website with your child: <https://www.bbc.co.uk/bitesize/collections/year-3-and-p4-english-lessons/1>



Maths:

This term, Year 3 will be learning the following:

Number: Place value

Counting from 0 in multiples of 4, 8, 50 and 100; finding 10 or 100 more or less than a given number; and recognising the place value of each digit in a three-digit number (hundreds, tens, ones). Year 3 will be comparing and ordering numbers up to 1000; reading and writing numbers up to 1000 in numerals and in words; and solving number problems and practical problems involving these ideas.

Number: Addition & Subtraction

Adding and subtracting numbers mentally; adding and subtracting numbers with up to three digits, using formal written methods of column addition and subtraction; estimating the answer to a calculation and using inverse operations to check answers; solving problems, including missing number problems, using number facts, place value, and more complex addition and subtraction.

Number: Multiplication and Division

Recalling and using multiplication and division facts for the 3, 4 and 8 multiplication tables; writing and calculating mathematical statements for multiplication and division using the multiplication tables that they know, including for two-digit numbers times one-digit numbers, using mental and progressing to formal written methods. The children will also solve problems, including missing number problems, involving multiplication and division.

How you can help: Help your child to learn and practice the **2, 3, 4, 5, 8 and 10 times tables**. Practise mental calculations by questioning your child on their times tables. Play card games and board games, such as Monopoly. Encourage your child to log on to *Times Tables Rockstars*: <https://ttrockstars.com> to practice for 10 minutes each day.

Log in to <https://www.bbc.co.uk/bitesize/collections/year-3-and-p4-english-lessons/1> for some Y3 maths consolidation.

Science

Rocks

This term, Year 3 will be learning to describe and compare the properties of different rocks and to classify rocks using a key. Working scientifically, the children will be learning to set up a fair test to find out which rocks absorb water. Year 3 will also be learning to investigate how rocks change over time. They will be learning to identify different fossils, explaining what they are, and to describe how fossils are formed.

Animals including humans

This term, Year 3 will be learning that animals including humans get nutrition from what they eat. Year 3 will also learn about the function of the skeleton and be able to identify and group animals with and without a skeleton. They will also be learning about the function of muscles.

Music

This term, Year 3 will be singing songs with a focus on breathing, including Christmas songs. The children will be singing more complex, co-ordinated sounds in harmony. They will also be learning more co-ordinated rhythms using a drum kit. Year 3 will be listening to a range of live music performed by visiting musicians, and listening to recorded music from Latin America and Asia. Music lessons will take place on **Wednesdays**.



Computing

Creating media: Desktop publishing

This term, Year 3 will be learning to explain that animation is a sequence of drawings or photographs and they will be learning to relate animated movement with a sequence of images. The children will be learning to plan an animation and to identify the need to work consistently and carefully. Year 3 will also be learning to review and improve an animation and to evaluate the impact of adding other media to an animation.

How you can help:

Have a conversation with your child about being safe online. For some informative and age appropriate videos to start conversations, visit the following website: https://www.thinkuknow.co.uk/8_10/



History

Stone Age Britain

This term, Year 3 will be learning to know the time and place of the Stone Age in Britain. They will be learning to understand what life was like in the Palaeolithic and Mesolithic periods (hunter gatherers). Year 3 will be learning to understand what life was like in the Neolithic period, learning about tools, homes and farming. The children will be learning to understand what stone circles, henges and barrows might have been used for. They will also be learning to explain how life changed from the Old Stone Age to the New Stone Age.

Geography

Landscapes / Water Around Us / Weather Worldwide

This term, Year 3 will be learning to understand what the Earth's surface is like and what the landscape is like in the UK. The children will be learning to understand where we find water on Earth and how water is recorded on a map. Year 3 will also be learning to understand different climates and what it is like living in hot and cold places.

Religious Education

Religious Education: Creation and Covenant/Prophecy and Promise

This term the children will revisit the story of Creation. They will encounter the belief that human beings are made 'in the image of God' (Gen 1:27) and talk about what this might mean. Children will make simple links between the Creation story, the belief that all human beings are created equal, and an expression of the principle of Catholic Social Teaching about human dignity. The children will describe what stewardship means in terms of looking after our world. The children will explore the late Pope Francis' encyclical letter, *Laudato Si*, what this asks of each of us. The children will explore why Catholics believe that celebrating Mass, gathering, listening to the Word and Holy Eucharist every Sunday is important. They will learn about some of the signs, actions and symbols related to the celebration of Mass. They will also learn of the ways Christians prepare for the coming of Jesus over the period of Advent.

Things to do at home...

Please read: Genesis 1: 26-31. Think about the wonder of Creation. Write a poem explaining your thoughts and ideas. Write an Advent prayer, poem or song and illustrate it. Think about how to be the best person you can be during Advent... what will your Advent promise be?

Art and design

Drawing (Key Skills and Techniques)

This term, Year 3 will be learning to draw a cartoon strip. They will be learning to create and draw using their imaginations. The children will also be learning to draw our school buildings, to design a seat and to draw portraits in the style of Arcimboldo.

Painting (Patterns)

This term, Year 3 will be learning to explore making different patterns and to create art using patterns and dots. The children will also be learning to contribute to a shared piece of art.

Design Technology

Mechanical Systems (Moving Monsters)

Year 3 will be designing, creating and evaluating a monster with a moving pneumatic part in their unit of work about mechanical systems.

Food Technology

Tabbouleh Salad

Year 3 will be learning about the basic principles of a healthy and varied diet and they will be preparing a **Tabbouleh Salad**.

PSHCE

This term, Year 3 will be learning to understand which food groups make up meals and to explain how food choices can contribute to tooth decay. The children will be learning the definition of a drug and that drugs can be harmful to people, including medicine. Year 3 will be learning about the effects and risks of smoking tobacco and second hand smoke and they will be learning about the help available for people to remain smoke free or to quit smoking. Year 3 will also be learning to explain why democracy is important.

How you can help: Talk to your child about their feelings and who they can talk to at school if they have a worry.

Spanish

The children will be studying the following topics in this term's Spanish lessons, led by our specialist Spanish teacher: greetings; phonics; colours; numbers 1-20; age; Halloween; months of the year; pets; animals; feelings; and Christmas. The children will also be learning and singing songs in Spanish. Spanish lessons will take place on **Mondays**.

PE

Year 3 will need to come to school dressed in their PE kits on **Thursdays**.

Year 3 will be developing their ball skills, co-ordination and footwork by playing invasion games, such as football and tag rugby.

How can I help at home?

Make it clear that you value homework – set aside a specific time and area for your child to work on their homework.

Encourage your child to **read a variety of texts**, not just books from school.

Listen to your child read and ask them **questions** about the text to help their **understanding**. For example, discuss what happened in the story. Ask your child questions about the story, such as, 'Would you make the same choices as the characters? Why? Why not?' Encourage your child to back up their opinion with evidence from the text.

Please sign your initials in your child's Reading Record each week.

Encourage your child to do **every day mathematics**, such as telling the time, using bus / train timetables or working out the total / change in a shop.

Help your child practise their **2, 3, 4, 5, 8 and 10 times tables**.

Help your child to be organised:

- ◇ Have you got your **book bag**? Needs to be in school **every day**.
- ◇ Are **ALL** your reading books inside it?
- ◇ Have you completed your **homework**? Homework should be handed in on time every week on **Wednesdays**.

