



Our Lady's Catholic Primary School

Termly Curriculum Information for Parents - Year 2

What your child will be learning about this autumn term and how you can help at home

English

Reading:

In Year 2, the children will develop their phonics decoding skills and knowledge, continuing to build on the work done in Year 1. Using the *Little Wandle* scheme, the children will have daily, systematic phonics lessons, learning phonic strategies, such as sounding out and blending to read unfamiliar words.

In Year 2, there will be an increased focus on your child's level of comprehension (understanding what they are reading). The children will be asked questions orally during and after texts they read. This term, the children will be reading the following texts: *The Tiger Who Came to Tea* by Judith Kerr; *The Works* by Paul Cookson and *Traction Man is Here* by Mini Grey.

Writing:

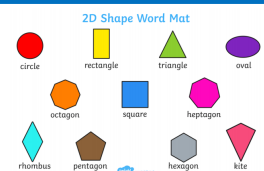



Year 2 will continue to be encouraged to write for a purpose, e.g. stories, retells, 'Wanted' posters, poetry, comic strips and non-chronological reports linked to their science work (*Living Things and Their Habitats*). The children must be able to plan what they want to write on a 6 box planning template, and say what they want to write by 'pulling the sentence out of their mouths'. We will continue to focus on handwriting and punctuation (including commas in a list and apostrophes to mark where letters are missing), encouraging the children to check their own work, to improve it.

Grammar:

The children will learn about subordination (using *when, if, because*, etc.) and co-ordination (using *so, and, but*, etc.). They will also learn to use expanded noun phrases for description and specification [for example, *the blue butterfly, plain flour, the man on the moon*].

How you can help:

Visit your local library and borrow storybooks that are set in school, at home or another setting your child may know. Continue to share and enjoy a range of stories with your child, asking them key questions about characters and settings, e.g. *How do you think the character is feeling?* Practise writing simple sentences, encouraging your child to use correct formation of letters and punctuation, e.g. finger spaces, capital letters and full stops. Take time out to enjoy reading to your child.



Maths:

This term, Year 2 will be learning the following:

Number: Place value

To count in steps of 2, 5, and 10 from 0, and in tens from any number, forward and backward; to recognise the place value of each digit in a two-digit number (tens, ones); and to compare and order numbers from 0 up to 100. The children will also learn to read and write numbers to at least 100 in numerals and in words; and to use place value and number facts to solve problems.

Number: Addition & Subtraction

To recall number facts to, and within, 10 and related subtraction facts (e.g. $8 + 2 = 10$; $10 - 8 = 2$); to derive number facts to and within 20 and 100; and to add and subtract within 100. Year 2 will add three one-digit numbers using efficient strategies and use the inverse relationship between addition and subtraction to solve problems and check answers to calculations. They will solve addition and subtraction problems, in the context of quantities and measures, using equipment, pictures and mentally.

Geometry: Properties of Shape

Identifying and describing the properties of 2-D shapes and 3-D shapes, including the number of edges, vertices and faces; comparing and sorting common 2-D and 3-D shapes and everyday objects.

How you can help: By the end of Year 2, the children should know the **2, 5 and 10 times tables** ($4 \times 2 = 8$, $7 \times 10 = 70$ etc.) and related division facts ($8 \div 2 = 4$, $70 \div 10 = 7$ etc.) Please support your child with learning these facts: chant tables together; ask them quick fire questions. Encourage them to log on to *Times Tables Rockstars*: <https://trockstars.com> every day. Encourage your child to become familiar with coins and their value e.g. *What coins could you use to make 30p?* Encourage your child to tell the time when it is *o'clock* and *half past*.

Visit <http://mathszone.co.uk/tag/ks1/> for a selection of games to help practise your child's number skills.

Science

Plants

This term, Year 2 will be learning to identify and compare different seeds and asking questions about how plants grow. Working scientifically, they will be learning to observe and describe how seeds germinate. Year 2 will also be learning to perform a simple test to find out what plants need to stay healthy and learning to use their observations to explain what plants need to stay healthy.

Living things and their habitats

This term, Year 2 will be learning to identify ways in which living things are suited to their habitats. They will investigate a habitat and how animals have adapted to suit this environment. The children will also learn to describe how animals obtain food from plants and other animals. Year 2 will also be learning to explore the differences between things that are living, dead, and things that have never been alive.

Visit www.bbc.co.uk/bitesize/subjects/z6svr82 for a selection of science videos.

Music

This term, Year 2 will be singing songs with a focus on pulse and strong beats. The children will be learning more co-ordinated rhythms using a drum kit and other musical instruments. The children will be listening to a range of live music performed by visiting musicians and listening to recorded music, including rock songs and Christmas songs.

Computing

Computing systems and networks – IT around us

This term, Year 2 will be learning to recognise the uses and features of information technology. The children will be learning to identify information technology in the home and beyond school. Year 2 will also be learning to explain how information technology benefits us and they will be shown how to use information technology safely. The children will learn to recognise that choices are made when using information technology.

How you can help: Have a conversation with your child about being safe online. For some informative and age appropriate videos to start conversations, visit the following website: <https://www.thinkuknow.co.uk/5-7/>



History

Important events in the history of Britain

This term, Year 2 will be learning to know the time and place of important events in history: they will be learning to understand and to explain the events of the Great Fire of London. The children will also be learning to understand the events of the Gunpowder Plot and Bonfire Night and to explain why we have Remembrance Day.

Geography

The UK / Maps and Plans

This term, Year 2 will be learning to use and make simple maps and to understand aerial views. The children will be learning to understand that the UK is made up of 4 countries and learning to identify mountains and rivers in the UK. Year 2 will also be learning to understand what it is like at the coast.

Religious Education

Religious Education: Creation and Covenant/Prophecy and Promise

This term the children will learn about the story of Noah, with a focus on God's promise (covenant) to Noah in the form of a rainbow. Children will then learn how the Sacrament of Baptism is a sign of Jesus' love for all people and a welcome into the Christian family linking back to God's promise (covenant) with Noah. The children will learn that psalms are poems singing God's praises and that the Christian Bible is made up of two parts; the Old and New Testaments. They will also learn about the Sacrament of Baptism. As we prepare for the celebration of Christmas with our Nativity performance the children will also learn the words of Mary's prayer, the Magnificat (Lk 1:46-50, 53). We will be thinking of how to prepare to be the best person we can be during Advent.

Things to do at home...

Please read: You could read: Genesis 6:9-9:17 Psalm 139 and Luke 1:46-50. Make a booklet telling the story of the flood and Noah's ark. Write out the words of the Magnificat prayer and decorate it. Make a promise to be kind at home every day during the season of Advent... what will your Advent promise be?

Art and design

Drawing (Key Skills and Techniques)

Year 2 will be learning to create pictures by drawing in a continuous line. The children will be learning to draw figures (people) in movement and to draw buildings (Resist Effect Technique). Year 2 will be learning to draw from observation and to draw nature from memory.

Painting (Nature)

Year 2 will be learning to mix and apply paint in different ways. The children will be learning to create the colour green and to change the consistency of paint. Year 2 will be learning to make paint darker and lighter and to mix and match colours. They will also be learning to contribute to a shared painting.

Design Technology

Mechanical Systems (Moving Pictures)

Year 2 will be modelling, designing and creating a picture featuring a moving mechanism in their unit of work about mechanical systems.

Food Technology

Fruity Yoghurt Cups

Year 2 will be learning about the basic principles of a healthy and varied diet. The children will also be preparing **Fruity Yoghurt Cups**.

PSHCE

This term, Year 2 will be learning to set a goal. The children will be learning to identify healthy snack options, to recognise and name the 5 groups from the Eat Well Plate and to understand the benefits of eating at least 5 portions of fruit and vegetables. Year 2 will be learning why medicines are taken, where medicines come from and how to stay safe around medicines.

How you can help: Talk to your child about their feelings and who they can talk to at school if they have a worry.

Spanish

The children will be studying the following topics in this term's Spanish lessons, led by our specialist Spanish teacher: greetings; phonics; feelings; colours; numbers 1-12; Halloween; days of the week; animals; seasons; and Christmas. The children will also be learning and singing songs in Spanish.

PE

Each Tuesday Year 2 will need to come to school dressed in their PE kits, ready for their P.E. lesson.

Year 2 will be developing their ball skills, including travelling with a ball. They will also be developing their footwork and co-ordination, including changing speed and direction. Year 2 will also be learning to kick and strike a ball during team games.

How can I help at home?

Make it clear that you value homework – set aside a specific time and area for your child to work on their homework.

Encourage your child to **read a variety of texts**, not just books from school.

Listen to your child read and ask them **questions** about the text to help their understanding. Encourage your child to sound out words that they are unable to read by using their **phonics**. Remind them to look out for digraphs (a single sound made up of 2 letters) when sounding out e.g. **sh-e-ll**, instead of s-h-e-l-l.

Please sign your initials in your child's Reading Record each week.

Encourage your child to apply their **addition and subtraction** skills in **real-life scenarios** e.g. ask them to 'pay' for an item and then work out if there is any change.

Help your child practise their **2, 5 and 10 times tables**.



Help your child to be organised:

- ◇ Have you got your **book bag**? It needs to be in school **every day**.
- ◇ Are **ALL** your reading books inside it?
- ◇ Have you completed your **homework**? Homework should be submitted on time by **Wednesday each week**.